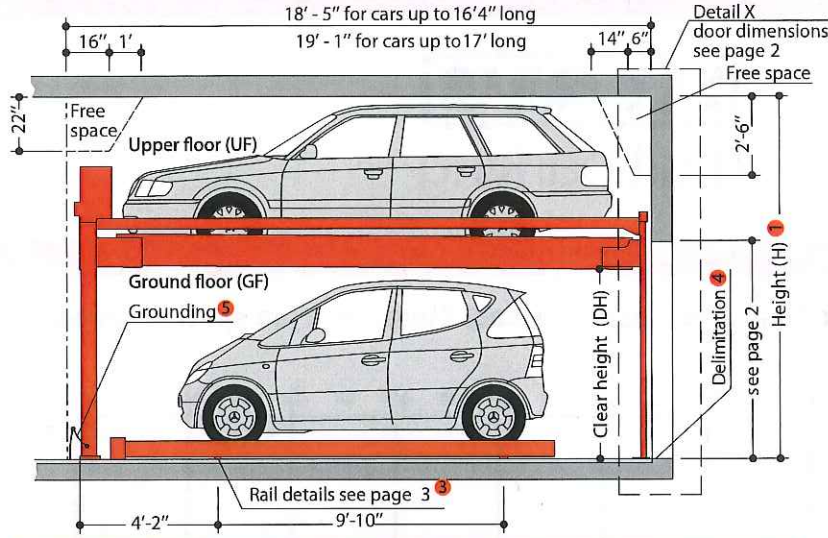
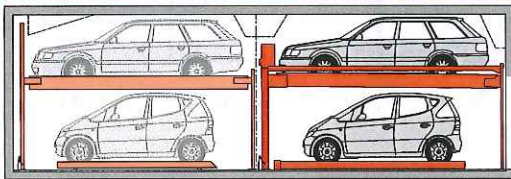


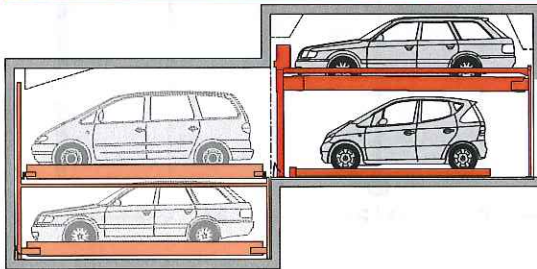
Standard Type 4000 (formally called P200)



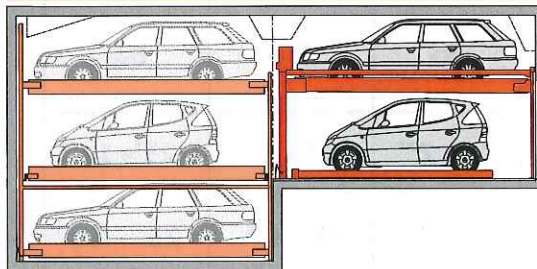
Combination TrendVario 4200 with TrendVario 4000



Combination TrendVario 4100 with TrendVario 4000



Combination TrendVario 4300 with TrendVario 4000



Notes

- 1 If height H is larger, vehicles with the maximum height specified for the GF can be parked on the UF, otherwise there will be free space available on the ceiling.
- 2 In order to meet the minimum finished dimensions the tolerances specified must be met, they may be up to 1" greater than specified.
- 3 Tolerances for the evenness of the floor must be strictly complied with.
- 4 On the version without door, a 4" wide yellow-black markings compliant to ISO 3864 must be applied by the customer to the edge of the platform in the access area to mark the danger zone in compliance with DIN EN 14 010
- 5 Potential equalization from foundation grounding connection to system (provided by the customer).
- 6 Maximum load of 5,720 lbs optional.

General notes

If sprinklers are required make sure to provide the necessary free spaces during the planning stage.

Product Data
TrendVario
4000
Combination



Loadable up to 5,720 lbs
Single parking spaces can also be upgraded to handle heavier loads at a later date!

Number of parking spaces:
min. 3 to max. 29 vehicles

Dimensions: 2
All space requirements are minimum finished dimensions. Tolerances for space requirements +1" - 0"

Type	DH*	H
4000	5' - 3"	10' - 10"
4000	5' - 8"	11' - 4"
4000	5' - 11"	12' - 2"
4000	6' - 1"	12' - 6"
4000	6' - 11"	13' - 4"
4000	7' - 1"	14' - 5"

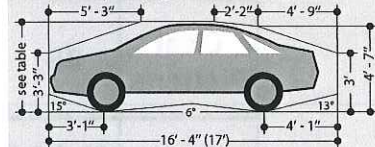
* = without car

Suitable for:
Standard passenger car, station wagon/
Van. Height and length according to contour.

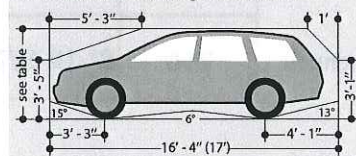
Type	DH	car height		
		H	UF	GF
4000	5' - 3"	10' - 10"	4' - 11"	4' - 11"
4000	5' - 8"	11' - 4"	4' - 11"	5' - 5"
4000	5' - 11"	12' - 2"	5' - 7"	5' - 7"
4000	6' - 1"	12' - 6"	5' - 9"	5' - 9"
4000	6' - 11"	13' - 4"	5' - 9"	6' - 7"
4000	7' - 1"	14' - 5"	6' - 9"	6' - 9"

width	6' - 3"
weight 6	max. 4400/ 5720 lbs
wheel load	max. 1100/ 1430 lbs

Standard passenger car



Standard station wagon/ Van/ SUV**



Standard passenger car, station wagon / Van/ SUV are vehicles without any sports options such as spoilers, low-profile tyres etc.
** = Make sure to observe the weights and dimensions!



Klaus Multiparking GmbH
2170 Dwight Way
Berkeley, CA 94705
Phone 925-284-2092
Fax 925-284-3365
E-Mail sales@parklift.com
Internet www.parklift.com